

## The Flood - July 2009

**Central theme:** God loves and provides for all Creation.

**Bible passages:** Genesis 6-9

**Memory Verse:** "I establish my covenant with you: Never again...will there be a flood to destroy the earth." **Genesis 9:11** (Today's NIV)

### **Lesson Goals:**

1. To learn that the story of the Flood and Noah is from the book of Genesis.
2. To know where the book of Genesis is located: the first book of the Bible.
3. To understand that God loves everything He created, even creatures like bugs and worms.
4. To understand that God wanted to restore the Earth, not just destroy it.
5. To show that ALL people and animals are important to God.
6. To show that having faith in God can sometimes be difficult.
7. To teach that even though people appear very different from each other, we are all the same in the eyes of God.

### **Learning Centers**

- Bible Center – Noah (w/ review game and video)
- Group Games Center – Origami boat races
- Craft Center – Bird Feeder
- Snack Center – Edible Ark

### **Schedule:**

Typical rotation:

0:00 - 0:10 large group opening

- welcome and greeting
- introduce topic
- introduce adult leaders and stations
- dismiss by age/grade

0:10 - 0:50 Center

0:50 - 0:60 large group closing

- review of topic
- review of "take-home" piece(s)

Week 1: 1<sup>st</sup>/2<sup>nd</sup> Bible Center; 3<sup>rd</sup>/4<sup>th</sup> Craft Center; 5<sup>th</sup> Snack Center

Week 2: 1<sup>st</sup>/2<sup>nd</sup> Craft Center; 3<sup>rd</sup>/4<sup>th</sup> Snack Center; 5<sup>th</sup> Bible Center

Week 3: 1<sup>st</sup>/2<sup>nd</sup> Snack Center; 3<sup>rd</sup>/4<sup>th</sup> Bible Center; 5<sup>th</sup> Craft Center

Week 4: Group Games Center

\*\*\* This month, before splitting the kids up into their age groups, sing the "Arky Arky" song with them. See the words attached, and if you need to learn the tune, Google it (for help, here's a link: ([HTTP://www.ilovewavs.com/ForKids/Christian/KidsChristian.htm](http://www.ilovewavs.com/ForKids/Christian/KidsChristian.htm)), and you can listen (and copy the song to MP3 if able) to a sample of what the song is supposed to sound like. Allow the kids to be as silly and creative as possible while singing.

**Song: ARKY ARKY**

God told Noah to build him an arky, arky  
God told Noah to build him an arky, arky  
Build it out of gopher barky, barky, children of the Lord

So, rise and shine, and give God the glory, glory  
Rise and shine, and give God the glory, glory  
Rise and shine, and give God the glory, glory  
Children of the Lord

The animals, they came in, they came in by twosie, twosies  
The animals, they came in, they came in by twosie, twosies  
Elephants and kangaroosie, roosies, children of the Lord

So, rise and shine, . . .

It rained and poured for forty long daysies, daysies.  
It rained and poured for forty long daysies, daysies.  
Almost drove poor Noah crazy, crazy, children of the Lord

So, rise and shine, . . .

Then Noah he sent out, he sent out a dovey, dovey  
Noah he sent out, he sent out a dovey, dovey  
Dovey said "There's clear skies abovey-bovey", children of the Lord

So, rise and shine, . . .

The sun came out and dried up the landy, landy  
The sun came out and dried up the landy, landy  
Everything was fine and dandy, dandy, children of the Lord

So, rise and shine, . . .

The animals, they came off, they came off in threesies, threesies  
The animals, they came off, they came off in threesies, threesies  
Elephants and chimpanzeesies, zeesies, children of the Lord.

So, rise and shine, . . .

Now, this is the end of, the end of my story, story  
This is the end of, the end of my story, story  
Everything is hunky dory, dory, children of the Lord

So, rise and shine, . . .

## Group Games Center – Origami Boat Races

### **\* Things to do BEFORE the lesson:**

- Read the scripture for this lesson: Genesis 6-9
- Review lesson goals.
- Review lesson memory verse:
- Read the “comments about the lesson.”
- Post the memory verse.
- Supplies needed: Paper, straws, origami instruction, sample boat, and a long flat plastic bin to hold water (like the kind used to hold wrapping paper).

### **\*Preparation:**

- Before the class, use the origami instructions (below) to make a sample of the boat. Fill the plastic tub up with a few inches of water (probably should have a towel or a plastic trash bag under the tub) and then float your boat so that the children can see that it works.
- If you are working with the younger children, you might want to have the boats almost done and then make the class time about floating the boats and asking exploratory questions like: how do you think the boat could have held so many animals?; can you imagine how big a boat like that would have to be?; etc.

### **\* Retelling the Story:**

Talk to the kids about Noah: This month we are studying the story of Noah. It's a story about a man and his family who obeyed what God wanted them to do despite having other people laugh at them and make fun of them. Noah didn't have an easy job, it was hard work but he kept building the ark even when I'm sure many times he felt like just quitting.

When God told Noah to build the ark, there was no sign that it would be raining. Noah spent a long time preparing for the flood. He had to collect the wood, cut it into the right size pieces, make a boat that was bigger than a football field, collect food for his family and all the animals, and finally collect the animals that would go into the ark. God told Noah how to do each of these things and Noah did them because he trusted God. Imagine what Noah's friends might have said. They may have said things like, “What are you doing? Who needs a boat that big? You are wasting your time!” But Noah trusted God and did what God told him. Finally Noah finished the ark. God made animals go to Noah and he loaded the ark. Then it started to rain. When the rain started, Noah and his family got on the boat, too.

Once you're done, ask them “How do we know that God cared about all the creatures as well as Noah?” (God had Noah make the ark so that not only did the people get on board, but also all those animals; God wanted him to put all kinds of creatures—even poisonous snakes(!)—on the ark; etc.)

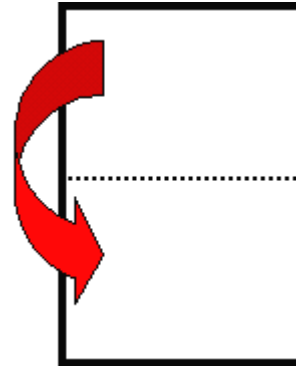
### **\* Directions:**

Tell them that we are going to have a little fun with our own Arks today. Pass out paper for each student, and go over the directions for them to fold the paper into an “Ark”.

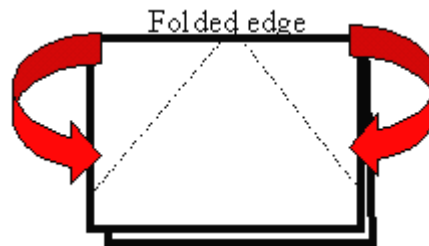
Once each student has made a boat, break them into pairs and let them race their boats across the tub of water by starting at one end and providing "wind" through their straws and blowing on the boats to get them to "sail to the other end of the tub. Encourage the kids who are not racing at the time to cheer on both of the boats.

**Origami instructions:**

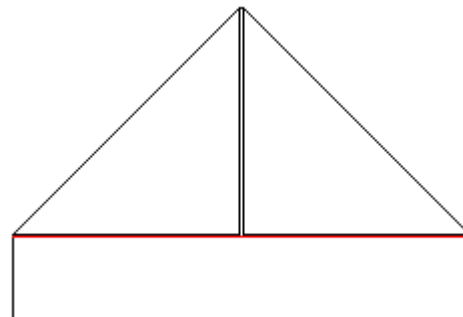
- Fold the paper (or the 1/2 sheet of newspaper) in half



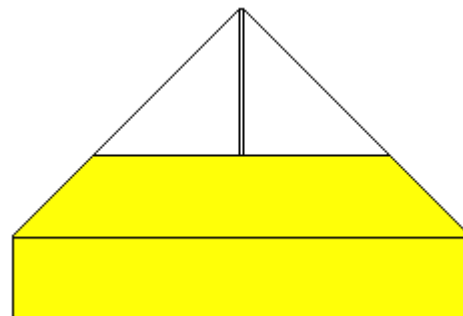
- Fold down each side to make triangles



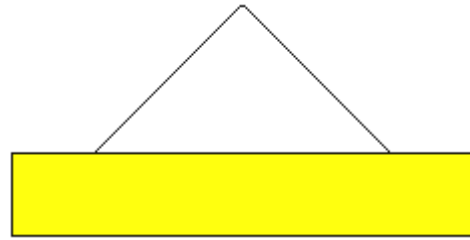
- At the bottom fold the top strip upward on the red line.



- Fold the two small triangles on the left and on the right backwards to make them disappear.

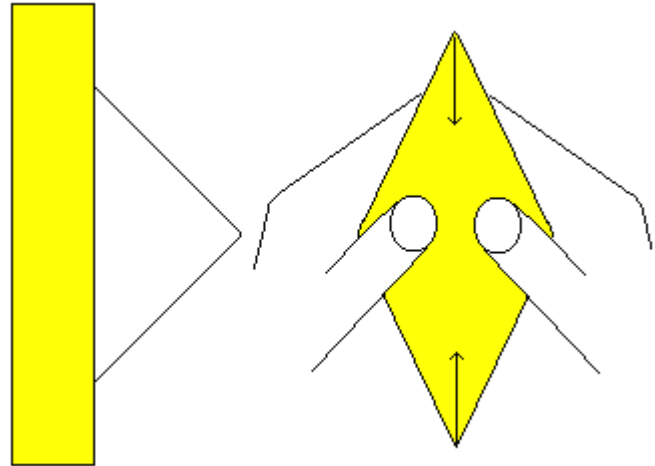


- Turn the paper over and fold the other lower strip upwards. You have formed the well known paper hat. (if you're finding the origami too challenging with a group of kids, you can always just stop here and wear your hats as sailor hats!!)

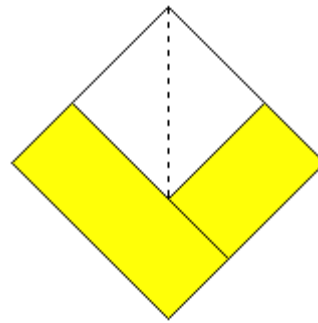


If you're feeling brave enough to continue on to make a boat:

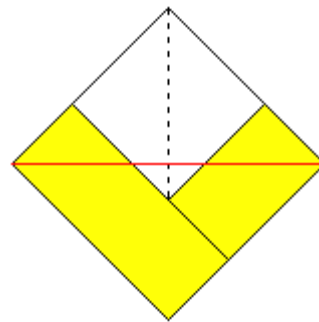
- Turn the hat 90 degrees and open it so you're looking inside the part you would wear on your head. The thumbs must be inside.



- Lay the upper and the lower parts on each other so it looks like a diamond (see the image to the right).

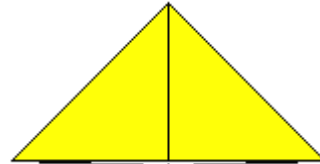
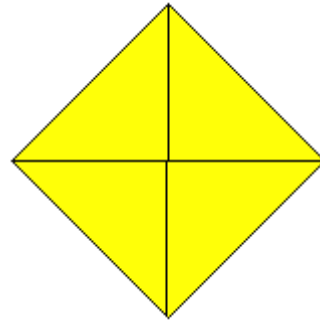


- Fold the lower front triangle upwards on the red line.

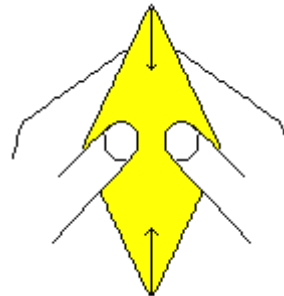


so it looks like:

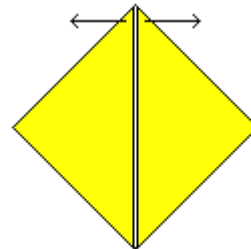
- Turn the paper over and fold the other triangle up. It basically looks like the hat without the brim this time



- Open the hat again and put the upper part on the lower one to make a diamond shape again



- Pull the upper corners of the triangles in direction of the arrows. As you pull these corners you'll see the boat forming before your eyes.



- Stretch the boat both to the right and left, and then separate it slightly from underneath so it can float.



**\* Discussion/Closing:**

Ask the children to think about the story of Noah and ask some questions, such as:

- How do you think Noah felt floating in the water with all those animals? (worried, nervous, trying to trust God)
- What does the story of Noah tell us about God? (that He loves us and provides for us; that He keeps his promises)
- Have the children imagine one of the animals on the boat and tell how the animals might have felt? (Maybe a lion would have been scared when he saw all water; maybe a rabbit worried they didn't have enough room for all their babies)

**\* Prayer:**

Close with prayer, including a prayer that God loves us and provides for all creation. Be sure to ask the kids about previous prayer requests during the month and how God has answered them. Amen.

## **Craft Center – Bird Feeder**

### **\* Things to do BEFORE the lesson:**

- Read the scripture for this lesson: Genesis 6-9
- Review lesson goals.
- Review lesson memory verse:
- Read the “comments about the lesson.”
- Post the memory verse.
- Materials needed:
  - 2 Liter Soda Bottle or gallon milk carton for each child
  - scissors
  - Thin rope (to hang them) cut to about 24” long for each child.
  - Bird seed and a cup to serve it with.
  - Colored markers

### **\* Preparation:**

- For each milk carton or soda bottle, be sure to pre-punch a hole for the rope and a starting hole for the cutout. This could be something they get hurt with if they do it themselves.
- For younger children, make sure you help them with the cutting; it might be too hard for them.
- Be sure to make a sample feeder to show what the final product should look like.

### **\* Retelling the Story:**

It’s a good thing that Noah trusted and obeyed God because it rained so hard for so many days that there was a huge flood. The only people that survived were Noah and his family. The flood lasted many, many days. Imagine spending the first half of your summer vacation shut inside the house because it was raining so hard. Then imagine still not being able to go anywhere for the rest of the year because everything was flooded. Noah had to plan really well to be able to do that. When Noah was getting ready for the flood he had to prepare a lot of food to last throughout the flood for everyone on the ark. God told Noah how to prepare and then, during the flood, God took care of the people and the animals on the ark. Finally God dried the earth and Noah and his family were able to plant new crops so they would have more food.

Does everyone remember the first creature that went out after the rain stopped? (It was a bird; a dove) So the bird went out and what did it do? (Brought back an olive branch; a sign that the water was receding; explain that an olive branch is a symbol of peace today) So this week we want to remember about the birds...

**\* Directions:**

Today we are learning how God loves and provides for all creation. Just like God provided Noah and gave him instructions on how to care for the animals, we are going to care for some animals in our own back yards.

1. Hand each student a soda bottle or milk carton with pre-punched holes.
2. Spread out the scissors and markers.
3. Next, the kids need to draw the opening they want to cut out for the birds to reach in for their food. Once they've drawn the opening using the hole that's punched as a part of the hole, have them cut it out. Be sure to point out that the opening shouldn't be too close to the bottom so that the bird seed does not fall out. Be sure to also tell the students that the hole should be big enough for the birds to reach in and be able to get to the food but not so big that the food falls out or squirrels get in.
4. For the younger kids – teachers may need to assist them in cutting the holes.
5. The children should now decorate their feeders with the memory verse or even pictures and drawings. Be sure to tell the children that they don't want to draw anything that will scare the birds from coming to the feeder.
6. Hand out the pieces of rope to each child.
7. Have the kids run the rope through the holes and tie together at the top to be able to hang the feeder. Help them to tie a knot that will be strong enough to hold up the feeder.
8. Give them the bird seed to put in their feeder (we may want to give them plastic bags filled with it to put in their feeder when they get home.)

**\* Discussion/Closing:**

Have the kids help clean up and while they're doing this, explain that once we start feeding the birds, we will need to continue to fill the feeder. When birds start coming to your home to eat, they get used to the food being there so it is important to keep feeding them.

**\* Prayer:**

Close with prayer, including a prayer of thanks that God allows us to help him take care of some of His creation. Remember to thank God for loving us and providing for all of creation. Also remember to follow up on previous prayer requests of the children. Amen.

## **Bible Center – Noah (w/ review game and video):**

### **\* Things to do BEFORE the lesson:**

- Read the scripture for this lesson: Genesis 6-9
- Review lesson goals.
- Review lesson memory verse:
- Read the “comments about the lesson.”
- Post the memory verse.
- Supplies needed:
  - Plastic toy hammer
  - Foam block for each kid (or team)
  - Golf tee for each kid (or team)
- Have the TV/DVD player and CD with Youtube clip (<http://www.youtube.com/watch?v=n0KHt8xrQkk>) ready. This is an audio clip of comedian Bill Cosby doing one of his classic comedy sketches about Noah. There is not a video of him doing it because it's such an old sketch, so tell the kids to just put on their listening ears and hear his story...

### **\* Directions:**

Settle the children down around the TV and tell them that they're going to watch a funny comedy sketch done years ago (when their parents were young) by a guy named Bill Cosby. He decided to tell the story of when Noah was called by God. Remind them this isn't the story the Bible tells, just what this comic thought of the story.

Show the video. After the video is over, get them re-oriented to some teaching time.

### **\* Telling the Story**

*(For the older grades, in the telling of the story, you can get a little stronger about what sin is, its consequences; and how people were choosing a life that was so far astray from what God loved and cherished...that of loving and following Him.)*

So, the Bible tells us the story of Noah a little different than what Bill Cosby just described, but it was still an amazing experience. You see, in the time that Noah lived, people had become evil. That means that people were doing so many things that made God sad and didn't really want to please Him. God was not happy about this. There was hurt and anger everywhere. God was sorry that He had made man – His heart was filled with pain.

But there was one person that God watched and made him glad. The Bible says that Noah did what was right before God. What would be some examples of what this means...to be right before God? (Elicit responses)

The Bible tells us that Noah had three sons: Shem, Ham and Japheth. God spoke to Noah, saying that because the Earth was filled with people that didn't love Him, He would destroy the earth; in fact, every living creature would perish in a great flood. Now that's a hard thing to understand isn't it? God loves His creation...He loves the creatures and the people that He created. So that must mean that these people must have been doing some really bad stuff, right? Because if God wanted to destroy it all, He probably thought it would never get better...that the people would never love Him. That's pretty sad isn't it? (See if any of them want to comment or share anything they think about this.)

God told Noah that He would destroy the whole Earth in a flood. He told Noah that He would send rain for many days and flood the earth. Now hold on! Rain! It had never rained before! Noah had no idea what rain was, and he didn't know what it could do if there was too much. But God loved Noah and wanted to save him. So He told Noah that he would make a covenant, or promise, with Noah.

So after explaining about the rain, God gave Noah specific instructions to build the biggest boat, an ark, that had ever been built. God's instructions were to "make yourself a boat of cypress wood; make lots of rooms in it and coat it with pitch (or tar) inside and out. The ark is to be 450 feet long, 75 feet wide and 45 feet high. Make a roof for it and finish the ark to within 18 inches of the top. Put a door in the side of the ark and make lower, middle and upper decks." So Noah doesn't know what rain is, and so has never seen a flood, and then on top of that, has never seen a boat! But he's supposed to build one anyway.

Just to give you an idea of how big this ark would be, can you imagine how big a football field is? A football field is only about 360 feet – the ark was to be 450 feet. Or do you remember that idol we made out in the grass? The ark is about three idols standing on their heads! Now that's pretty big!!

Can we imagine for a second what that might have been like? Maybe like what Bill Cosby described. (Elicit what that might be like. Generate some crazy ideas for them to think out of the box. Things like if a spaceship actually had to be built in your backyard; what if a flying house had to be built to carry their whole family into time travel in space and they had to build it according to plans with things they had never heard of. )

So Noah did everything God told him to do. Noah was to board the ark, with his wife and sons, and his sons' wives. God wanted Noah to have enough food for all of them because God was going to spare their lives for Noah being so faithful to God. In addition to Noah's family, Noah was to bring on board with him two of every animal on the Earth – a male and female of each. Okay, let's talk about this for a second. Can anyone tell me how many animals they have at home? (Get counts and numbers. Try to find stories of anyone that lived on a farm with lots of animals) We know that animal shelters have usually 100 or more animals at one time...what about a zoo...an aquarium...how many creatures do they have? Okay, so now imagine that there had to have been **thousands** of animals on the ark. Are you getting the idea about how crazy wild this ark thing was that God asked Noah to do?

So we're coming up on our last part of the story. Would anyone like to take a guess as to how old Noah was when God sent the floodwaters to the Earth? He was REALLY old!! Can you believe he was six hundred years old? That's right. Noah built the ark, and he tried to invite the people to come, he tried to convince them about what God had told them but they wouldn't listen. They thought he was crazy kookoo! So then it came time. God told Noah it was time for the rain to begin in just seven days. So Noah gathered his family and enough food for all of them, just as God commanded him to do. Pairs of animals and birds and all creatures that move along the ground came to Noah and entered the ark. Then God shut the door of the ark. And after seven days, the rains began.

It rained. And it rained. And it rained. For forty whole days and forty whole nights. The water kept coming and coming and lifted the ark high above the Earth. The ark floated on the surface of the water as it rose, and eventually they were floating even above the mountains. Everything on the Earth died. God wiped out all of the evil. Every living thing on the face of the Earth – people and animals – all gone. Except for Noah and those that were with him in the ark.

Eventually, the rain stopped, but the waters still flooded the Earth for a hundred and fifty days. Then God sent a wind over the Earth and the waters started going back down. Slowly but surely, the waters went down and down, and eventually the ark came to rest on the top of a mountain. Noah opened the window at the top of the ark and sent out a dove, but, at first, the dove couldn't find any place to perch, or set down. There were still no trees or anything else for the bird to land on. So, seven days later, Noah sent the dove out again but this time it had a freshly picked olive leaf in its beak! One more time, Noah sent the dove out, and this time it didn't return. The dove was probably pretty tired of being in the ark and found a nice tree to make its home.

Finally, God told Noah that it was safe to come out of the ark onto dry land. All of Noah's family and all of the animals came out of the ark. I bet they were pretty happy about being on dry land! Noah built an altar to honor God, and God made a promise that He will never again destroy all living creatures. As a sign of His promise, God put a rainbow in the clouds.

**\* Review Game:**

Okay, so let's do a game to remember all the things we just learned about....

Directions:

If there are a lot of kids, divide them up into teams, or just give a foam block and a golf tee to each student. Take turns asking the students questions from the story. When a team member answers a question correctly, he gets to use the hammer to pound once on the tee or "nail". You will only need one hammer – it can be passed from team to team when it is their turn.

*Sample questions:*

- What is an ark? (a boat)
- What were Noah's son's names? (Shem, Ham and Japheth)
- Where in the Bible can we find Noah's story? (Genesis)
- How many doors did the ark have? (one)
- How many of each animal went into the ark? (two—one male, one female)
- How many days did it rain? (40 days and nights)
- How old was Noah when the rains began (600 years old)
- Who shut the ark door? (God did)
- Why did God bring a flood to the Earth? (because the people were evil)
- Where did the ark eventually land? (on top of a mountain)
- What happened when Noah sent out the dove the first time? (the dove came back – didn't have any place to land)
- Who was in the ark with Noah? (wife, 3 sons, sons' wives)
- After the flood, what was God's promise? (to not destroy the Earth again with a flood)
- What was the sign of God's promise? (a rainbow)
- How long was the ark floating in the water after the rains stopped? (150 days)
- What happened the second time Noah sent out the dove? (came back with an olive branch)
- What did Noah do when he was on dry land again? (built an altar to honor God)
- What happened when Noah sent the dove out the 3<sup>rd</sup> time? (didn't come back)
- Why did God choose Noah to build the ark? (Noah wasn't evil – he was righteous)
- How did Noah know how to build the ark? (God told him how)

**\* Prayer:**

Close with prayer, including a prayer that God loves us and provides for all creation. Be sure to ask the kids about previous prayer requests during the month and how God has answered them. Amen.

## Snack Center – Edible Ark

### \* Things to do BEFORE the lesson:

- Read the scripture for this lesson: Genesis 6-9
- Review lesson goals.
- Review lesson memory verse:
- Read the “comments about the lesson.
- Post the memory verse.
- Supplies needed (for each student):
  - Wax paper
  - 2 hard (or soft) taco shells
  - 2 graham cracker squares
  - 3 pretzel sticks
  - Animal crackers in pairs
  - Scoop of cake frosting
  - Plastic knife
- Have a picture or a sample of the craft available for them to follow.



### \* Retelling the Story:

Talk to the kids about Noah: This month we are studying the story of Noah. It's a story about a man and his family who obeyed what God wanted them to do despite having other people laugh at them and make fun of them. Noah didn't have an easy job, it was hard work but he kept building the ark even when I'm sure many times he felt like just quitting.

When God told Noah to build the ark, there was no sign that it would be raining. Noah spent a long time preparing for the flood. He had to collect the wood, cut it into the right size pieces, make a boat that was bigger than a football field, collect food for his family and all the animals, and finally collect the animals that would go into the ark. God told Noah how to do each of these things and Noah did them because he trusted God. Imagine what Noah's friends might have said. They may have said things like, "What are you doing? Who needs a boat that big? You are wasting your time!" But Noah trusted God and did what God told him. Finally Noah finished the ark. God made animals go to Noah and he loaded the ark. Then it started to rain. When the rain started, Noah and his family got on the boat, too.

Once you're done, ask them "How do we know that God cared about all the creatures as well as Noah?" (God had Noah make the ark so that not only did the people get on board, but also all those animals; God wanted him to put all kinds of creatures—even poisonous snakes(!)—on the ark; etc.)

Get them settled in and tell them that we will be building our own ark today – one we can eat!!

### \* Directions:

- Hand each child a piece of waxed paper; have them lay the wax paper down flat in front of them.
- Depending on their age, either hand them two taco shells or do the breaking for them. Be sure to tell them that they need to be careful to break the hard taco shells in half (if that's what you're using) or cut the soft shells in half with their knives
- Break both graham crackers in half
- Break one of the pretzel sticks in two (make one side a little longer than the other)
- Lay one taco shell half on the wax paper and lay two more on top of the first, overlapping and forming the shape of a boat as in the picture.
- Place two graham cracker pieces at the top of the two top taco shells, centered. Place a third graham cracker piece centered on top of the first two.
- Place the two broken pretzel pieces on top of the top graham cracker – the larger piece first, then the smaller piece on top.
- Line up the two remaining pretzel sticks in a triangular position on top as the roof.
- Position animal crackers in pairs around the tops of the taco shells
- When you have everything where you want it, use a plastic butter knife and the cake frosting to glue everything together.

### \* Discussion/Closing:

While they're working, ask the students to talk about what life might have been like living on the ark – what animals were inside, how they ate, if there was lots of room, etc. Allow them to use their imaginations as they eat their snacks. Ask for their help with cleaning up the mess.

**\* Prayer:**

Close with prayer, including a prayer that God loves us and provides for all creation. Be sure to ask the kids about previous prayer requests during the month and how God has answered them. Amen.

*I establish my  
covenant with you:*

**Never**

**again**

*will there be a flood  
to destroy the earth.*

***Genesis 9:11***