

Jesus' Temptation June, 2009

Central theme: Jesus wants me to do the right thing even when other things seem more fun.

Bible passages: Matthew 4:1-11

Memory Verse: “...And God is faithful; he will not let you be tempted beyond what you can bear. But when you are tempted, he will also provide a way out so that you can endure it.” 1 Cor 10:13 (Today's NIV)

Lesson Goals:

- Be able to tell the three temptations of Jesus in their own words.
- Know that the story is in the New Testament, in the Gospels.
- Be able to locate the book of Mark in the Bible.
- Discover that Jesus quoted the Bible in response to his temptations.
- To explore what this story teaches us about Jesus-that because Jesus was tempted, he understands what we are faced with from day to day.
- Be able to use this story as a way to answer our own temptations and to realize that fun isn't necessarily the best reason to do things.

Learning Centers:

- Bible Center – Temptation (with YouTube video)
- Group Games Center – “Word of God” and Game board
- Craft Center – Hero Sandwiches
- Activity Center - Temptation Room

Schedule:

Typical rotation:

- 0:00 - 0:10 large group opening
- welcome and greeting
 - introduce topic
 - introduce adult leaders and stations
 - dismiss by age/grade
- 0:10 - 0:50 Center
- 0:50 - 0:60 large group closing
- review of topic
 - review of “take-home” piece(s)

Week 1: 1st/2nd Bible Center; 3rd/4th Craft Center; 5th Temptation Center

Week 2: 1st/2nd Craft Center; 3rd/4th Temptation Center; 5th Bible Center

Week 3: 1st/2nd Temptation Center; 3rd/4th Bible Center; 5th Craft Center

Week 4: Group Games Center

Group Games Center – “Word of God” and Gameboard

*** Things to do BEFORE the lesson:**

- Read the scripture for this lesson: Matthew 4:1-11
- Review lesson goals.
- Review lesson memory verse:
- Read the “comments about the lesson.”
- Post the memory verse.
- Supplies needed: Sheet or towel with “Word of God”, rolled up socks, Game board cards printed out in 4”x6” size, Game board colored paper, set of the large foamy dice.

***Preparation: “Word of God”**

Before the class, prepare a sheet or large towel by writing “WORD OF GOD” on it (you could also write it on construction paper and attach it to the sheet). You will need several pairs of rolled up socks or Nerf balls (something soft that can be thrown).

***Directions:**

Say: We are tempted every day of our life. It is sometimes hard to resist temptation. Let me show you how hard it is. I need one volunteer. (Try to choose an older child and instruct them to walk from one end of the room to the other along the wall when you say go). Now these socks (or other “weapon) represent temptation. I want everyone else to take a temptation and stand along this wall. While keeping one hand on the wall, I want you to see if you can hit our volunteer with your temptation while they are walking across the room. Ready, Go!

Then ask the volunteer, did any of the temptations hit you? They are somewhat hard to avoid. Temptation is like that – it comes from everywhere. (If time permits, ask if others would like to try and run the game 3-4 times).

Then ask, “Do you think I can walk across the room without being hit by a temptation?” (Elicit some “smack talking” from the kids). Before you start walking, take the sheet and stretch it out to protect you like a shield. Make it across the room without being hit. Then say: See, God has given us His Word so that we might be able to fight off temptation and defeat the devil. God’s word is very powerful. It can act as a shield between us and whatever the devil tries to throw at us.

***Preparation: Gameboard**

Before the class, take construction/colored paper and create a large game board on the floor (using tape to hold it onto the floor) for the children to use to mark their places as they move along the game. One could be marked “start” and one “finish” to make it easier to tell how far they have to go. About 20-30 sheets should be enough. You may want to offer a “prize” for the players as they finish. Something that could be offered to everyone

(i.e. candy). Make sure the game cards are printed and ready to use. Set out the white board and a few pieces of paper near the game board. Be sure to communicate that this is not a competition *per se*, but to make sure the children understand they're acting as a team.

***Directions:**

Split the kids up into multiple groups of 3 or 4 children each. Assign one older team member to each team to direct and guide their team. Have each team start out following the other teams, so that all the teams are on the board together. The team moves as a unit to each new spot.

Using the dice, have them roll and move that many places. Have a team member pick a card to read out loud. Follow those instructions. When they get a card that requires them to draw or make something, each team member should complete the activity before they move. One member of the team can read that action card out loud so all can hear what they "did". Have them follow the directions on the cards until all the teams have made it to the finish line.

Hand out prizes to each member at the end.

*** Prayer:**

Close with prayer, including a prayer that God will help us resist temptation, even when other things seem more fun. Amen.

Craft Center – Hero Sandwich

*** Things to do BEFORE the lesson:**

- Read the scripture for this lesson: Matthew 4:1-11
- Review lesson goals.
- Review lesson memory verse:
- Read the “comments about the lesson.”
- Post the memory verse.

Materials needed:

- Paper plate for each child
- Glue sticks
- Scissors
- Invisible tape
- Several pieces of colored foam paper – all different colors
- Have several copies of the “pickles” on the attached pages for the kids to cut out
- Have a sample of the craft for the kids to see
- Have the stencils from attached pages ready for the kids to use for “bread”

*** Retelling the Story:**

Can anyone remember what our story for the month is? (If this is the first week, then you may need to remind them.) Elicit answers.

Yes, we're talking about how Jesus was tempted in the desert. You see, Jesus knew that he needed to spend time alone, to pray and to fast. Does anyone know what fasting is? (Elicit answers,)

Fasting is a way we deny ourselves something, most often food, meals. But sometimes people fast for one day, sometimes for many. It's important to note here, that it isn't the same as dieting. We ALL know someone dieting. But fasting is different. Has anyone ever seen a family member fast? (Elicit comments.)

In the bible, we are told that we should also pray when we fast, asking God for help, for guidance, for anything that we need. This is what Jesus was doing when he went to the desert. But in addition, Satan came down to make it even harder, telling Jesus he could help him. Satan was tempting Jesus to do things that Jesus knew were wrong. For this month, we're going to focus on (*or alternatively, What we've focused on this month*) is learning to recognize those temptations

So today we are learning how Jesus used the Bible to help him say “no” to the devil. Just as we need bread, we also need other nourishing types of foods such as meat and cheese. Jesus knows that the Bible is the best food for our souls. Just as it is important to eat food each day to stay healthy, it is also important to read the Bible every day to stay

healthy in our souls. Today we will make hero sandwiches to remind us that true heroes are nourished by God's word.

*** Directions:**

1. Hand each student a paper plate, a pickle and a bread stencil.
2. Spread out the scissors, glue sticks, tape and colored foam paper.
3. Help the students cut out shapes and then glue and stack their sandwiches. For the younger students, you might want to precut or at least draw out some shapes for them to cut. They should have these things available:
 - Cheese (yellow squares)
 - Bologna (pink circles)
 - Salami (red circles with white dots drawn on)
 - Turkey (beige circles)
 - Lettuce ("leaf" shape from green paper)
 - Tomato (red circles – draw a black inner circle with squiggly lines)
4. An idea for the older students is to have them write on each of their sandwich items things that Jesus did to show us how to resist temptation.

*** Discussion/Closing:**

Have the kids help clean up and while they're doing this, ask them if there are any questions that they don't understand. Be ready to explain any of the story that might be hard or confusing.

Ask the students to talk about people in their lives they might consider to be a hero and discuss why they think this. Ask them to think about people that they think are really fun, but who don't give in to temptations and do the wrong thing. Ask them what would it be like to live life that way?

*** Prayer:**

Close with prayer, including a prayer that God will help us resist temptation even when other things seem more fun. Amen.

Bible Center – Jesus’ Temptation (with Youtube video)

*** Things to do BEFORE the lesson:**

- Read the scripture for this lesson: Matthew 4:1-11
- Review lesson goals.
- Review lesson memory verse:
- Read the “comments about the lesson.”
- Post the memory verse.
- Have the TV and DVD player set up to play the video.

*** Video (about 2 minutes)**

Tell the children to settle down (on chairs or the floor) to watch a brief video of the Temptation of Jesus. The video is a Youtube piece called “The Temptation of Jesus” <http://www.youtube.com/watch?v=4fTC-wP1Crc>.

*** Telling the Story**

After the video is over, have the children turn their attention to you.

Say: Now we're going to talk about what you just saw. Our bible time today is based on Mark chapter 4. Does everyone remember what part of the Bible the book of Mark is located in? (Elicit answers. *New Testament; second half of the Bible.*)

What has just happened is that Jesus was baptized in the river. After that, He was led by the Spirit into the desert to be tempted by the Devil.

Ask: Who can tell me what it means to be “tempted”? (Elicit answers. *To consider doing things that we know are wrong; to be asked to do something that we shouldn't do...*)

The devil wanted to spoil God's plans for Jesus. He hates it when people grow close to God. Jesus prepared for his test by fasting for forty days and forty nights. Now, we must understand what it means when we say that Jesus fasted for forty days and nights. He did not eat any food – no snacks or anything – for forty days and nights. Instead of filling His body with food, He filled His spirit with the Word of God.

Ask: How do you think that time of fasting and praying prepared Jesus for what was to come? (Elicit answers. *None are wrong; let them think it out a little bit. He was closer to God his father, He felt strong because He had spent some time praying and talking to God.*)

So now he must have been pretty hungry, right? So, the Devil being the mean guy that he is used this against Jesus in the first temptation. The devil said “since you are God’s son, speak the word that will turn these stones into loaves of bread”.

Ask: Why do you think this first temptation might have been hard for Jesus to withstand? (Because he was so hungry; Because he had been a long time without food or drink.)

The devil was trying to trick Jesus and convince Him that since Jesus was so hungry, he should just use the power He has in God and turn the stones into bread. But Jesus was too smart. He fought back at the devil with the Word of God and said, “it is written – it takes more than bread to stay alive. It takes a steady stream of words from God’s mouth”. Jesus knew that food wasn’t the most important thing in life. What was really important was being near to God and doing what He says.

Well, the devil didn’t give up there. For the second temptation, he took Jesus to the Holy City and sat him on top of the Temple. He looked at Jesus and said, “since you are the son of God, Jump.” He continued to tempt Jesus by quoting from the Bible (Psalm 91) “He has placed you in the care of angels. They will catch you so that you won’t so much as stub your toe on a stone”. The devil was trying to get Jesus to test out his powers and to jump off of a high building, saying that God has promised Him that He would not be hurt. But again, Jesus outsmarted the devil. Jesus told the devil “It is written – do not put the Lord your God to the test”.

Ask: How did studying the scriptures help Jesus resist the temptations? (*He knew what the real words from God were; It helped him to keep the devil from winning.*)

For the third temptation, the Devil took Jesus to the peak of a really big mountain. He spread his arms out and pointed to all the Earth’s kingdoms. Can you even imagine how beautiful that must’ve been to see? After they looked for a little while, the devil turned to Jesus and said, “this can all be yours – all of it. Just kneel down before me and worship me.” The devil wanted Jesus to treat him like he was a king, and Jesus would be rewarded with all the kingdoms of the Earth.

This was not going to happen. Jesus looked at the devil and told him to go away. He didn’t even consider the devil’s offer, He just told him to get away from Him. He backed up his thoughts with another quote from the Bible, which says “worship the Lord your God, and only Him. Serve Him with absolute single-heartedness”. There is no room in our hearts to worship more than one, so we must focus our hearts on the one true God.

The devil finally left, and when he did, angels came and took care of Jesus.

*** Discussion/Closing:**

So let's talk a little bit more about what we just learned. Can you think a little bit more about these questions?

- What is Satan trying to do to each of us? Do you think he tempts us in ways like he tempted Jesus?
- How can we fight by doing what Jesus did? What might be some examples of what even you could do to be like Jesus?
- What would be an example of ways that you thought you would have fun or that it wouldn't be bad, but then it turned out being not so good?

- What kind of fun should we avoid? Can you think of some things that you thought would be boring because you had to follow the “rules”, but turned out to be better and more fun because you did it Jesus' way?

Okay, lastly, let's discuss three things we can do that will help us avoid and resist temptation, but where we can still have a lot of fun in our daily lives.

1. **Decide** to resist temptation before you are faced with it.

2. **Pray** that you can avoid temptation and that if you are tempted, you will have the power and faith to resist. Explain that daily prayer, striving to avoid any kind of temptation, and pursuing worthwhile service and activities will help us.

3. **Listen to the Holy Spirit.** Explain that after we are baptized, we are given the gift of the Holy Ghost, which can help us overcome temptation

*** Prayer:**

Close with prayer, including a prayer that God will help us do the right thing even when other things seem more fun. Amen.

Activity Center: Temptation Room

*** Things to do BEFORE the lesson:**

- Read the scripture for this lesson: Matthew 4:1-11
- Review lesson goals.
- Review lesson memory verse:
- Read the “comments about the lesson.
- Post the memory verse.
- Prepare “what if” game cards
- Set up an area where the children can go to be tempted that's hidden from sight and sound. Have a few tempting items like a bowl of candy, some doughnuts, a folder that says “don’t open me” with a note inside that says “Ooops, you looked!” etc. Have a prerecorded voice playing, encouraging them to give in to the temptations in front of them.

*** Retelling the Story:**

Can anyone remember what our story for the month is? (If this is the first week, then you may need to remind them.) Elicit answers.

Yes, we're talking about how Jesus was tempted in the desert. You see, Jesus knew that he needed to spend time alone, to pray and to fast.

Ask: Why did he have to pray, I mean, he's God? (Elicit answers.)

Fasting and praying are ways we bring ourselves closer to God, to help us find answers, to help us when we're scared, upset, angry, hurt. In the bible, we are told that we should also pray, asking God for help, for guidance, for anything that we need. This is what Jesus was doing when he went to the desert. But in addition, Satan came down to make it even harder, telling Jesus he could help him. Satan was tempting Jesus to do things that Jesus knew were wrong. For this month, we're going to focus on (*or alternatively, What we've focused on this month is*) learning to recognize and fight those temptations and to think about having the right kind of fun...living in God's plan and not falling under the temptation to go the wrong way.

So today we are learning how Jesus used the Bible to help him say “no” to the devil. Just as we need bread, we also need other nourishing types of foods such as meat and cheese. Jesus knows that the Bible is the best food for our souls. Just as it is important to eat food each day to stay healthy, it is also important to read the Bible every day to stay healthy in our souls. Today we will make hero sandwiches to remind us that true heroes are nourished by God’s word.

*** Directions:**

Have each student go into the temptation room for one minute. Give them a signal of when they should come out. Instruct them that they will be tempted for one minute, and to

not discuss it with any of the other students what they did or saw until all have had a chance to go into the room.

When all students have had their turn, open up the discussion.

- How did being in that tempting situation make you feel?
- Did any of you give in to the temptations?
- What made the situation more difficult to deal with?
- How did the situation you were just in compare or differ from temptation that you face in real life?
- Why do you think God would allow Jesus to go into a situation where He knew Jesus would be tempted?
- Have you ever thought about the fact that Jesus was tempted – how does knowing that he was tempted make you feel?
- Do you think you are tempted like Jesus? Explain.
- Do you think God means for things that we do right to be boring? To not have any fun? Or do you think God wants us to find ways to do both....do things His way AND to have fun?

*** “What If” Game Directions:**

Have “what if” questions prepared on pieces of paper that describe temptations the class members might face. Have each child take one of the questions out of the pile and read the question out loud. Give the child a chance to respond to it, and allow other students to respond as well, if they choose. Have that child choose who is next to face temptation and continue to all students have had a turn. Emphasize that deciding in advance to do right is an important help in resisting temptation.

Examples of “what if” questions:

- What if you find something that belongs to someone else?
- What if you promise your dad you will help him, but a friend comes by and asks you to play?
- What if your friends start making fun of the new kid at school?
- What if you know you will get into trouble if you admit to something you did wrong?
- What if a cashier gives you back too much money?
- What if you walk out of a store and realize you didn't pay for an item?
- What if your friends cheat on a test and want you to help them?
- What if you find a wallet with an ID and money inside?
- What if your mom wasn't looking when you were unkind to your sibling?
- What if you were allowed to take one cookie but when your mom went upstairs you could easily take another?
- What if your babysitter asked you if you were allowed to stay up late but your parents said to go to bed on time?

*** Discussion/Closing:**

Ask the students to name some decisions they have made that will help them avoid temptation in the future.

*** Prayer:**


Close with prayer, including a prayer that God will help us resist temptations even when other things seem more fun. Amen.

Core/Craft

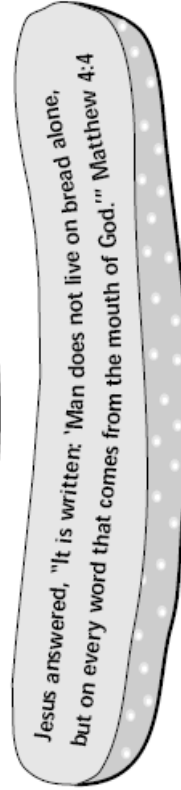
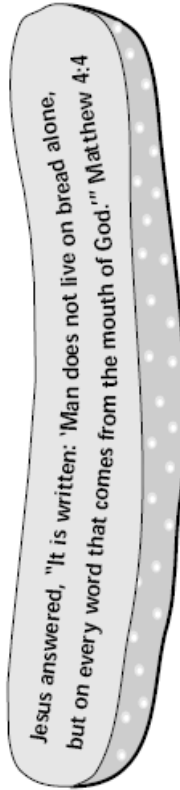
1 copy for every 5 children

**Jesus Defeats Satan
Lesson 1**

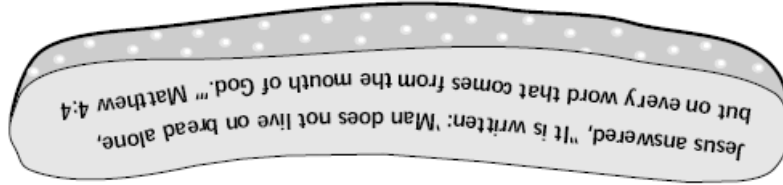
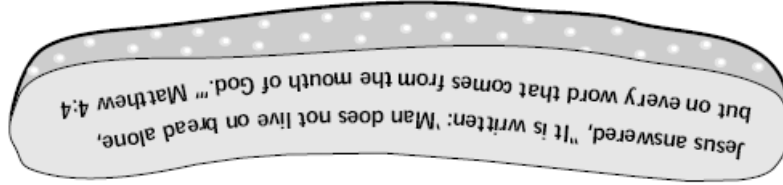
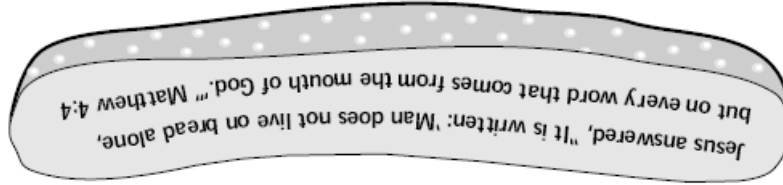
R E P R O D U C I B L E PAGE B



bread stencil



pickles



Hello Parents!

Welcome to June Sparks! This month, we're studying the temptation of Jesus. It's a great story to help our kids see Jesus as someone we can relate to, since he's been tempted in every way. It's also a way to encourage our kids that they can resist temptation when it comes their way.

Central theme: Jesus wants me to do the right thing even when other things seem more fun.

Bible passages: Matthew 4:1-11

Memory Verse: *"And God is faithful; he will not let you be tempted beyond what you can bear. But when you are tempted, he will also provide a way out so that you can endure it." 1 Corinthians 10:13 (TNIV)*

Lesson Goals: (we want kids to be able to)

- tell the three temptations of Jesus in their own words,
- find the story in the book of Mark, in the New Testament,
- recognize that that Jesus quoted the Bible in response to his temptations,
- understand that because Jesus was tempted, he understands what we are faced with from day to day, and
- use this story as a way to answer our own temptations, and to realize that fun isn't necessarily the best reason to do things.

Please notice the "Talk About It" section on the fridge. One of our goals is to help you and your kids connect on a spiritual level with one another. This section is a simple way you can start having conversations with your kids about things they're learning. If we can help you have these kind of conversations, please let us know. Our goal is not to replace you as the primary spiritual shaper of your child, but to support and encourage you as you walk them to a relationship with Christ and a life of grace.

This month gives you a great opportunity to talk to your kids about real-life stuff. Seize the teachable moments!

We consider it an honor to be a part of your families spiritual journey. If you have any questions, comments, prayer requests, etc., please email Lynn (lynnjk@verizon.net).

Hello Parents!

Welcome to June Sparks! This month, we're studying the temptation of Jesus. It's a great story to help our kids see Jesus as someone we can relate to, since he's been tempted in every way. It's also a way to encourage our kids that they can resist temptation when it comes their way.

Central theme: Jesus wants me to do the right thing even when other things seem more fun.

Bible passages: Matthew 4:1-11

Memory Verse: *"And God is faithful; he will not let you be tempted beyond what you can bear. But when you are tempted, he will also provide a way out so that you can endure it." 1 Corinthians 10:13 (TNIV)*

Lesson Goals: (we want kids to be able to)

- tell the three temptations of Jesus in their own words,
- find the story in the book of Mark, in the New Testament,
- recognize that that Jesus quoted the Bible in response to his temptations,
- understand that because Jesus was tempted, he understands what we are faced with from day to day, and
- use this story as a way to answer our own temptations, and to realize that fun isn't necessarily the best reason to do things.

Please notice the "Talk About It" section on the fridge. One of our goals is to help you and your kids connect on a spiritual level with one another. This section is a simple way you can start having conversations with your kids about things they're learning. If we can help you have these kind of conversations, please let us know. Our goal is not to replace you as the primary spiritual shaper of your child, but to support and encourage you as you walk them to a relationship with Christ and a life of grace.

This month gives you a great opportunity to talk to your kids about real-life stuff. Seize the teachable moments!


We consider it an honor to be a part of your families spiritual journey. If you have any questions, comments, prayer requests, etc., please email Lynn (lynnjk@verizon.net).

sparks fridge



Talk About It:

- * What are some things that seem fun, but you know they're wrong?
- * What do you do when someone tries to get you to do something that you feel is wrong?

Bottom Line:  Jesus wants me to do the right thing even when other things seem more fun.



Bible Passage:
Matthew 4:1-11

And God is faithful; he will not let you be tempted beyond what you can bear. But when you are tempted, he will also provide a way out so that you can endure it."
1 Corinthians 10:13 (TNIV)



- * How can mom or dad help you say "no" to temptation?



 june
2009




sparks fridge



Talk About It:

- * What are some things that seem fun, but you know they're wrong?
- * What do you do when someone tries to get you to do something that you feel is wrong?

Bottom Line:  Jesus wants me to do the right thing even when other things seem more fun.



Bible Passage:
Matthew 4:1-11

And God is faithful; he will not let you be tempted beyond what you can bear. But when you are tempted, he will also provide a way out so that you can endure it."
1 Corinthians 10:13 (TNIV)



- * How can mom or dad help you say "no" to temptation?



 june
2009



You broke your neighbor's window by accident. No one was home so you are tempted to just pretend that you don't know what happened. Instead you tell your neighbor about it and pay to have it fixed.

Move ahead 2 spaces!

All your friends went to see a PG-13 movie that your parents didn't allow you to see. You were tempted to go with them, but you didn't.

Move ahead 2 spaces!

A new kid moved into your class and he wears really thick glasses and different looking clothes. All your friends made fun of him. You were tempted to do the same thing, but you resisted. You stood up for the new kid to your friends.

Move ahead 3 spaces!

You didn't study for your spelling test. You could easily see the paper of the person next to you -- you were tempted to cheat. You resisted the temptation and didn't look.

Move ahead 2 spaces!

It's the last game of the soccer season and you are undefeated. The game is tied. The other team is about to score. The referee is looking the other way. You are tempted to trip the player so he can't score. You resist the temptation.

Move ahead 2 spaces!

Your mom made homemade cookies and they smell delicious! She said you couldn't have any until after supper. You are tempted to have just one itty, bitty cookie . . . but you resist the temptation and obey your mom.

Move ahead 2 spaces!

Your teacher sent a note to your parents about your grades at school. You were tempted to throw the note away, but you resisted!

Move ahead 2 spaces!

Your best friend had a party and didn't invite you. Your feelings were hurt and you were tempted to say bad things about her, but you didn't.

Move ahead 2 spaces!

You and your friends wrote on the bathroom walls at school and you got caught. You were tempted to say you didn't do it, but you told the truth.

Move ahead 2 spaces!

You don't agree with one of your parents rules, so you are tempted to just disobey it. You don't.

Move ahead 2 spaces!

You found some money lying on the floor. You were tempted to keep it, but instead you take it to the office and turn it in.

Move ahead 2 spaces.

The cashier doesn't charge you for all of the stuff you are buying. You are tempted to just be quiet. Instead you tell her she made a mistake and pay what you owe.

Move ahead 2 spaces!

Your little brother is so annoying! He is always bugging you. You are tempted to punch him, but you don't.

Move ahead 2 spaces!

You are supposed to do your chores before you go out to play. You are tempted to tell your mom that you forgot and go play first, but you decide to do your chores.

Move ahead 2 spaces!

You are supposed to clean your room before watching TV. You are tempted to just close the door and hope your parents forget about it, but instead you clean your room.

Move ahead 2 spaces.

You broke your neighbor's window by accident. No one was home so you are tempted to just pretend that you don't know what happened. Instead you tell your neighbor about it and pay to have it fixed.

Move ahead 2 spaces!

You are at a sleepover and everyone wants to watch an R-rated movie. Your parents do not allow you to see R-rated movies without their permission. You are tempted to just watch it -- after all, your parents will never find out. Instead you suggest a different movie.

Move ahead 2 spaces!

You didn't study for your history test. You could easily see the paper of the person next to you -- you were tempted to cheat. You resisted the temptation and didn't look.

Move ahead 2 spaces!

You are invited to a sleepover with some of your friends. One friend starts talking about someone who isn't there. You are tempted to say some things too, but you resist the temptation to gossip. You change the subject.

Move ahead 2 spaces!

You don't agree with one of your parents rules, so you are tempted to just disobey it. Instead you sit down and discuss it with your parents.

Move ahead 2 spaces!

You are supposed to do your chores before you go out with your friends. You are tempted to go and later tell your mom that you forgot, but you decide to do your chores.

Move ahead 2 spaces!

How many temptations did Jesus face in the desert?

Move ahead one space for every temptation you can name.

One of Jesus' temptations was to jump from the top of the Temple. Describe what a cool Temple would look like.

Move ahead one space.

What did Jesus do to resist temptation?

Move ahead one space.

Recite this month's Bible verse together
as a team. When did Jesus say this?

Move ahead two spaces.

Jesus spent how many
days in the desert
being tempted?

Move ahead one space.

Where was Jesus when he
was tempted by Satan?

Move ahead one space.

Satan knows the Bible very well.
He even quoted the Bible when he
told Jesus to jump from the top of
the Temple. Who did Satan say
would save Jesus?
Stand together and flap your arms
and say, "_____ will save you."

Move ahead two spaces.

What did Satan tell Jesus to turn into bread because he was hungry? Go to the white board and each team member draw a picture of one of these items.

Move ahead one space.

Jesus was tempted in the desert. Name three things Jesus saw in the desert.

Move ahead one space.

What will help you resist temptation?

Move ahead 1 space.

What happened to Jesus right before he went to the desert?

Move ahead 1 space.

Who helped Jesus to resist the devil's temptations when he was in the desert?

Move ahead 1 space.

What does it mean to fast?

Move ahead 1 space.

How can knowing the Bible help us resist temptation?

Move ahead 2 spaces.

Who came to take care of Jesus after Satan was done tempting him?

Move ahead 1 space.

Why didn't Jesus do the things Satan
asked
him to do?

Move ahead 2 spaces.

.

Who should we obey?

Move ahead 2 spaces.

.

It was hot in the desert. Go to the white
board and each team member take a
piece of paper and fold it into a fan to
cool yourselves!

Move ahead 1 space.

Find our Bible memory
verse in your Bible.
Read it out loud!

Move ahead 1 space.

Who does Jesus say we
should worship?

Move ahead 1 space.

If you were fasting and
could not eat for 40 days, what food
would each team member miss the
most?

Move ahead 1 space.

Write this month's Bible verse on the
white board. When did Jesus say this?

Move ahead two spaces.

Look up Ephesians 6:1 in your Bible.
Who should
you obey and why?

Move ahead 2 spaces.

Jesus answered the devil
with these three words
which showed he knew
the scriptures.

Move ahead one space.

Which Old Testament
book did Jesus quote?

Move ahead 2 spaces

Jesus was tempted in
the desert very soon after
he was baptized. Who baptized Jesus?

Move ahead 1 space.

What will help you resist temptation?

Move ahead 1 space.

Why did Satan want
Jesus to worship him?

Move ahead 2 spaces

Your friend said something mean about
you, so you said something mean back.
What could you have done?

Go back 2 spaces.

You are supposed to put your toys away
after you play with them. You left them
on the floor. What will help you resist
this temptation?

Move back 2 spaces.

You are supposed to stay together as a
group when you go to Sparks. You ran
off ahead of everyone. What would help
you resist this temptation?

Move back 1 space.

You took your sister's game when she told you not to. How could you resist this temptation?

Go back 1 space.

You told your parents you brushed your teeth but you hadn't. What should you do? How could you resist this temptation?

Go back 1 space.

You told your parents you didn't have homework and you did. What would help you resist this temptation?

Go back 2 spaces.

You pretended to be sick so you wouldn't have to go to school. What would help you resist this temptation?

Go back 1 space.

You aren't supposed to have drinks near your computer and you spilled a coke on the keyboard. You said you don't know how it happened. What should you do?

Move back 1 space.

You are supposed to clean your room. Instead you shove everything under the bed and tell your mom you're done. What should you have done?

Move back 1 space.

You told your mom that you fed the dog, but you didn't. What should you do?

Move back 2 spaces.

Without permission, you ate the dessert your mom was saving for company. What should you do?

Move back 1 space.

You and your friends talked all during church, disturbing the people around you. What should you do? How can you resist this temptation?

Move back 1 space.

Your friends want to go play at a construction site. Your parents have told you to stay away because it's dangerous. You go with your friends. What could you do to resist this temptation?

Move back 1 space.

You made a bad grade on a paper, so you hid it from your parents. What should you do? What would help you resist this temptation?

Go back 2 spaces.

You copied your book report off the back flap of the book and turned it in as your own work. The teacher hung it up on the wall and gave you an A+ because she thought it was so good. What should you do?

Move back 2 spaces.

Your sister told you not to borrow her things without asking and you took one of her favorite CDs. What should you do? How could you resist this temptation?

Go back 1 space.

You went outside to play without telling anyone where you were going, even though your parents don't allow that. What should you do? What could you do to resist this temptation?

Go back 2 spaces.

Your best friend stole a cigarette and wants you to try smoking with him. You take just a few puffs. What would help you resist this temptation?

Go back 2 spaces.